




NATIONAL HORTICULTURAL MISSION (2006-07)

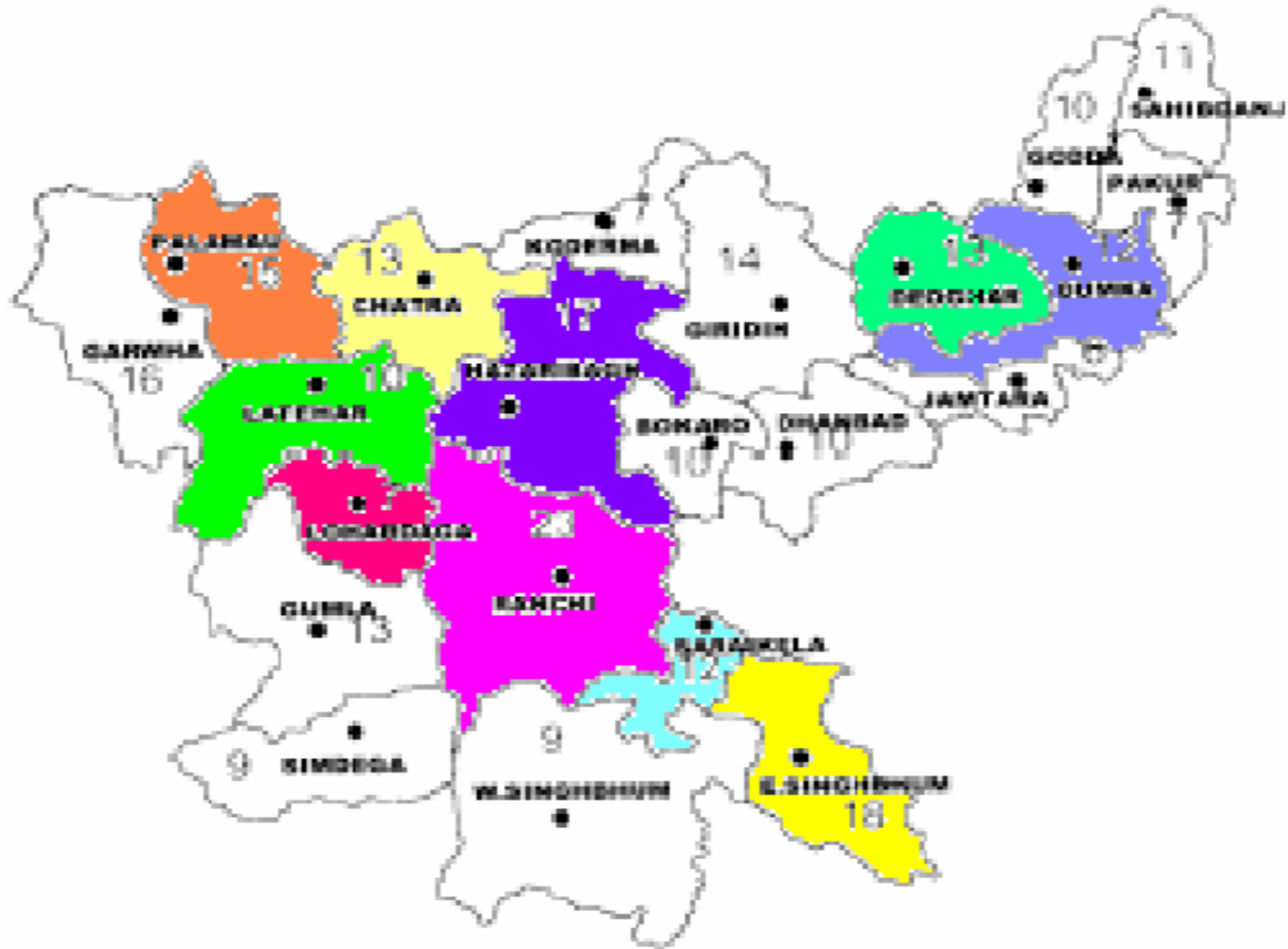


DEPARTMENT OF AGRICULTURE AND CANE DEVELOPMENT
JHARKHAND, RANCHI





MISSION DISTRICTS





Area and Production of Major Hort. Crops in Jharkhand

S.N	Crops	Area(Ha)	% of total	Production (In MT)	% of total
1	2	3	4	5	6
1	Mango	7153	2.8	85836	2.3
2	Banana	2580	1.0	51600	1.4
3	Guava	5030	2.0	60360	1.6
4	Litchi	1377	0.5	16524	0.4
5	Citrus	5377	2.1	53770	1.4
6	Other Fruits	11386	4.4	113860	3.0
7	Vegetables (Incl.Potato)	223595	87.2	3394888	89.9
	Total:-	256498	100.0	3776838	100.0





Lead Organization

- Needs
- Manav Kalyan Kendra
- Chakriya Vikash
- Vikash Bharti
- Welfare Point
- Ram Krishna mission
- Vikash Bharti
- Holy Cross Social Service Centre
- Krishi Gram Vikash Kendra
- Tata Steel Rural Development Centre

Districts

Deoghar
Dumka
Palamau
Latehar
Chatra
Ranchi
Lohardagga
Hazaribagh
Saraikela
E.Singhbhum





Work Plan of 2005-06

»Nursery Establishment

S.N	District	Public Sector				Private Sector				Amount Lakh Rs.
		4 Ha.	Lakh Rs.	1 Ha	Lakh Rs.	4 Ha	Lakh Rs.	1 Ha.	Lakh Rs.	
1	Palamau	-	-	1	3.0	-	-	4	6.0	9.00
2	Latehar	1	18.0	1	3.0	1	9.0	5	7.5	37.50
3	Chatra	1	18.0	1	3.0	1	9.0	4	6.0	36.00
4	Ranchi	1	18.0	1	3.0	-	-	4	6.0	27.00
5	Hazaribagh	1	18.0	1	3.0	1	9.0	4	6.0	36.00
6	Lohardaga	1	18.0	1	3.0	-	-	4	6.0	27.00
7	Dumka	1	18.0	1	3.0	1	9.0	4	6.0	36.00
8	Deoghar	1	18.0	1	3.0	-	-	4	6.0	27.00
9	Saraikela	1	18.0	1	3.0	1	9.0	4	6.0	36.00
10	E.Singhbhu	-	-	1	3.0	1	9.0	5	7.5	19.50
11	B.A.U. Ranchi	2	36.0	7	21.0	-	-	-	-	57.00
	Total	10	180.0	17	51.0	6	54.0	42	63.0	348.00





Vegetable Seed Production

S.N	Name of Organizations	Area in Ha.	Amount in Lakh
1	Birsa Agril. University,Ranchi	200	100.00
2	Directorate of Agriculture,Ranchi	80	50.00
3	HARP, Plandu	20	10.00
	Total	320	160.00





Establishment of Seed Infra-structure

Birsa Agricultural University, Ranchi has been entrusted to establish a Infra-structure for seed processing, packaging and storage as a common facility at an estimated cost of Rs. 100.00 lakh





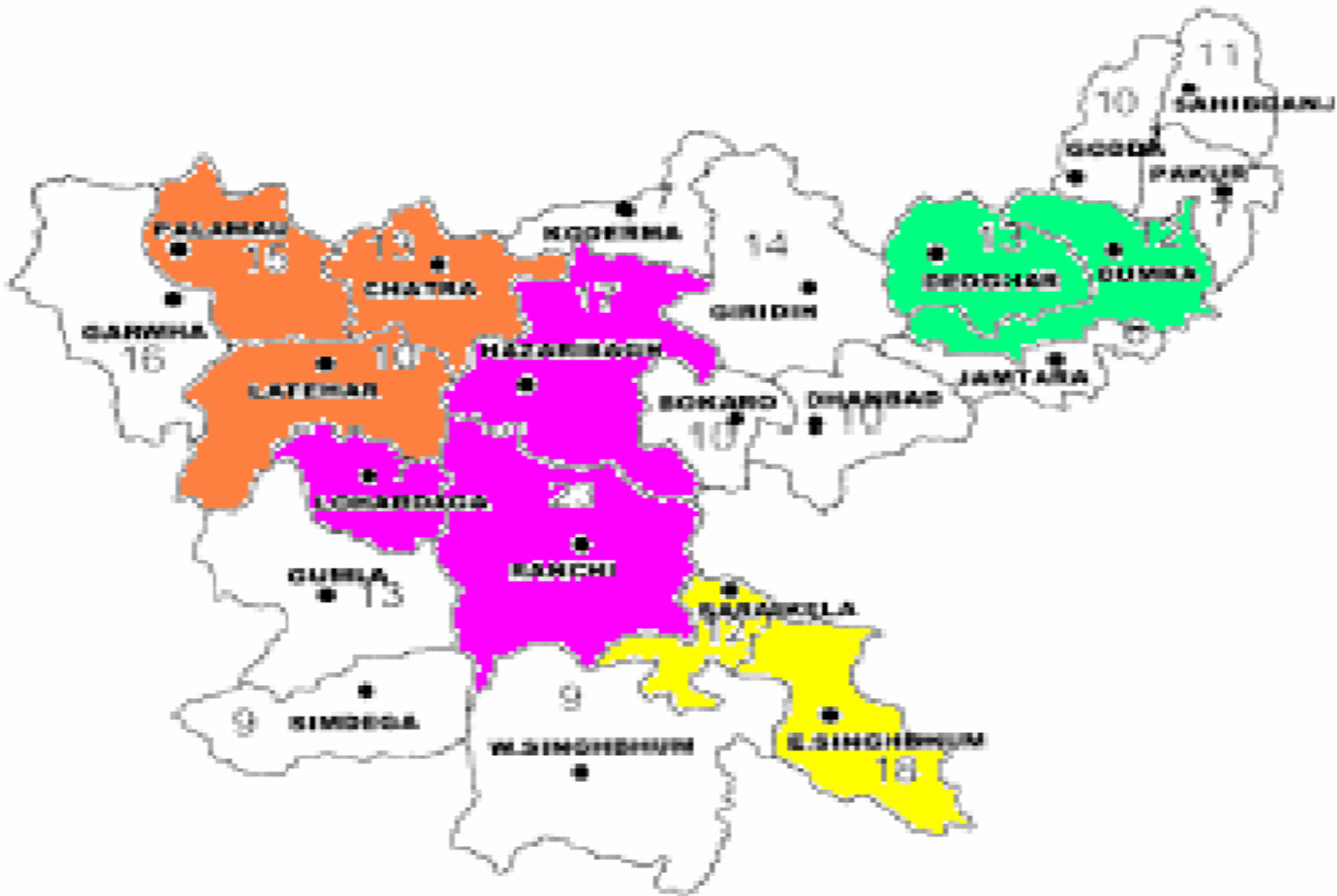
Area Expansion of Fruits Crop

S.N	District	Perennial Crops		Non Perennial Crops		Amount In Lakh Rs.
		Area in Ha.	Lakh Rs.	Area in Ha.	Lakh Rs.	
1	Palamau	600	135.00	-	-	135.00
2	Latehar	550	123.75	-	-	123.75
3	Chatra	450	101.25	-	-	101.25
4	Ranchi	400	90.00	400	60.00	150.00
5	H. Bagh	300	67.50	300	45.00	112.50
6	Lohardaga	300	67.50	300	45.00	112.50
7	Dumka	250	56.25	-	-	56.25
8	Deoghar	250	56.25	-	-	56.25
9	Saraikela	450	101.25	-	-	101.25
10	E. Singhbhum	1050	236.25	-	-	236.25
	Total	4600	1035.00	1000	150.00	1185.00





DISTRICTS SHOWING AREA UNDER DIFFERENT FRUIT CROPS





Area Expansion in Spices Crop

Districts	Chilli Ha.	Ginger Ha.	Turmeric Ha.	Amount (Rs.)
Latehar	50	-	-	7,50,000.00
Ranchi	50	100	75	27,18,750.00
Hazaribagh	50	75	75	24,37,500.00
Lohardaga	-	75	75	16,87,000.00
Dumka	50	-	-	7,50,000.00
E.Singhbhum	50	-	-	7,50,000.00
Saraikela	-	-	25	2,81,000.00
Total	250	250	250	9374250.00





Annual achievement report of N.H.M for 2005-06

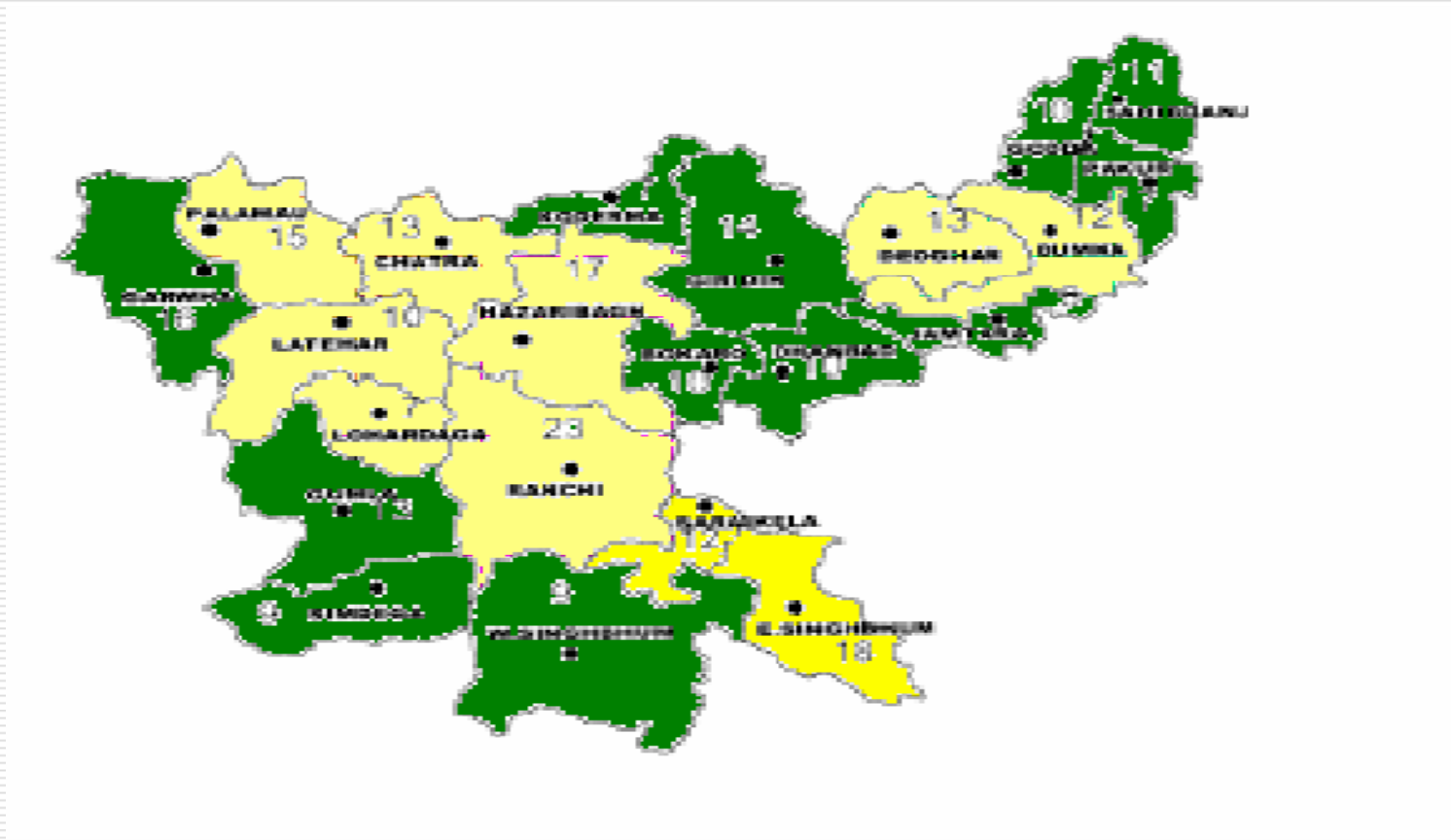
(Fund Available----- Rs. 3030.00 lakh)

S.N	Particulars	Physical in Ha	Financial in lakh Rs.	Remarks
1	Area coverage and Nursery	6250	1611.00	1554.00 to L.O's and 57.00 to B.A.U
2	Seed Production	300	160.00	B.A.U-100.00 D.A-50.00 & Plandu-10.00
3	Seed Infra-structure	1no.	100.00	B.A.U
4	H.R.D		100.00	Sameti,Ranchi
5	INM/IPM		55.00	B.A.U
6	Mission Management		73.00	Nabcons & AFC for project appraisal
	Total		2099.00	





PROPOSAL OF NEW DISTRICTS UNDER HORTICULTURE MISSION





Work Plan of NHM for 2006-07

S.N	Programme	Unit cost	Proposal for	Financial (in lakh).
A	Plantation, Infra-structure & Development			
1	Production of planting material			
	a) Public Sector			
	i) Model Nursery (4ha.)	Rs.18 lakh	12 (100%)	216.00
	ii) Small Nursery (1 ha.)	Rs. 3 lakh	12 (100%)	72.00
	b) Private Sector			
	i) Model Nursery (4ha.)	Rs.18 lakh	12 (50%)	108.00
	ii) Small Nursery (1 ha.)	Rs. 3 lakh	60 (50%)	90.00
	Sub - total			486.00
2	Vegetable seed production			
	a. Public sector (SAU & State Dept)	Rs.50000/ha	300 ha (100%)	150.00
	b. Private sector	Rs.50000/ha	30 ha. (50%)	7.50
3	Seed infra-structure			
	a.Public sector	Project based	2 (100%)	120.00
	b.Private sector	Rs. 60lakh max	2 (25%)	30.00
	Sub-total			307.50





Establishment of new gardens

S. N	Programme	Unit cost	Proposal for	Financial (in Lakh)
1	Fruits (Perennial)	Rs.30000/ha	8400ha(75%)	1890.00
	Fruits (Non-perennial)	Rs,15000/ha	2000ha (100%)	300.00
	Flowers	Rs.70000/ha	3000ha (50%)	1050.00
	Spices	-	1000ha	150.00
	Aromatics	-	5200ha	585.00
	Sub-total		19600ha	3975.00
2 3	Creation of water resource	Rs. 10lakh/10ha	100	1000.00
	Protected cultivation		24 (33.3%)	16.08
	Green house	Rs.250/sq.m	240ha (50%)	16.80
	Mulching	Rs. 14000/ha	24 (%0%)	0.84
	Shade net	Rs.14/sq.m	60 (50%)	3.00
	Plastic tunnel	Rs.10/sq.m		
	Sub-total			1036.72





Work plan continue-----

S.N	Programme	Unit cost	Proposa l for	Financial (in Lakh).
1	Promotion of INM/IPM Desease forecasting Plant Health Clinic Public Sector SAU/KVK Leaf Tissue Analysis	Rs.4lakh Rs.20lakh Rs.20lakh	 12 5	 240.00 100.00
	Sub-Total			360.00
2	HRD			311.36
3	Pollination support			300.00
4	Demonstration			30.00
5	Post Harvest Management			348.23
6	Est. of market infra str. Govt./Private/Cooperative			927.50





Work Plan Continued-----

S.N	Programme	Unit Cost	Proposal For	Amount (in Lakh
1	Innovative project Multilayer cropping Agri Business Centre	Rs.4.5lakh Rs.10lakh	100unit 160unit	450.00 1600.00
2	Mission Management State/Dist.Mission Str Purchase of vehicle T.S.g etc.			1229.04
	Grand Total			11361.34





THANK YOU

